



## MOBILE WORKSHOP



Flottenstraße 24  
D-13407 Berlin

Tel.: +49(0)30 / 41 90 03-0  
Fax: +49(0)30 / 41 90 03-35

info@heinkel-systeme.de  
www.heinkel-systeme.de

## Modernste Technik im Einsatz Mobile Workshop goes offroad





**Von jeder Seite ein schöner Anblick**

**From each side nice view**





**Die Stromerzeugungsanlage – leicht einsetzbar**

**Diesel-Generating-Set - easy applicable**



**Schleifmaschine – grinding machine**



**Handlampe mit Wandschrank  
hand lamp with press**



**Kabeltrommeln  
cable drum**

**Kochgelegenheit und Spüle  
boiling apparatus and flush basin**





**Handlampe –hand lamp**

**Schaltschrank und  
an der Decke montierten  
Leiter  
Switchboard and roof  
mounted ladder**

**Kompressor mit Luftflasche  
compressor with air receiver**





**Fahrzeugansicht innen**



**truck view inside**





**Reservereifen – spare wheel**

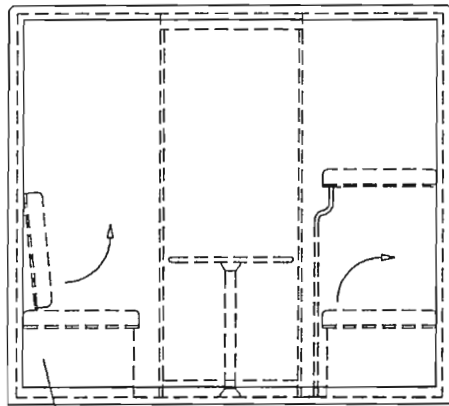


**Tank – tank**

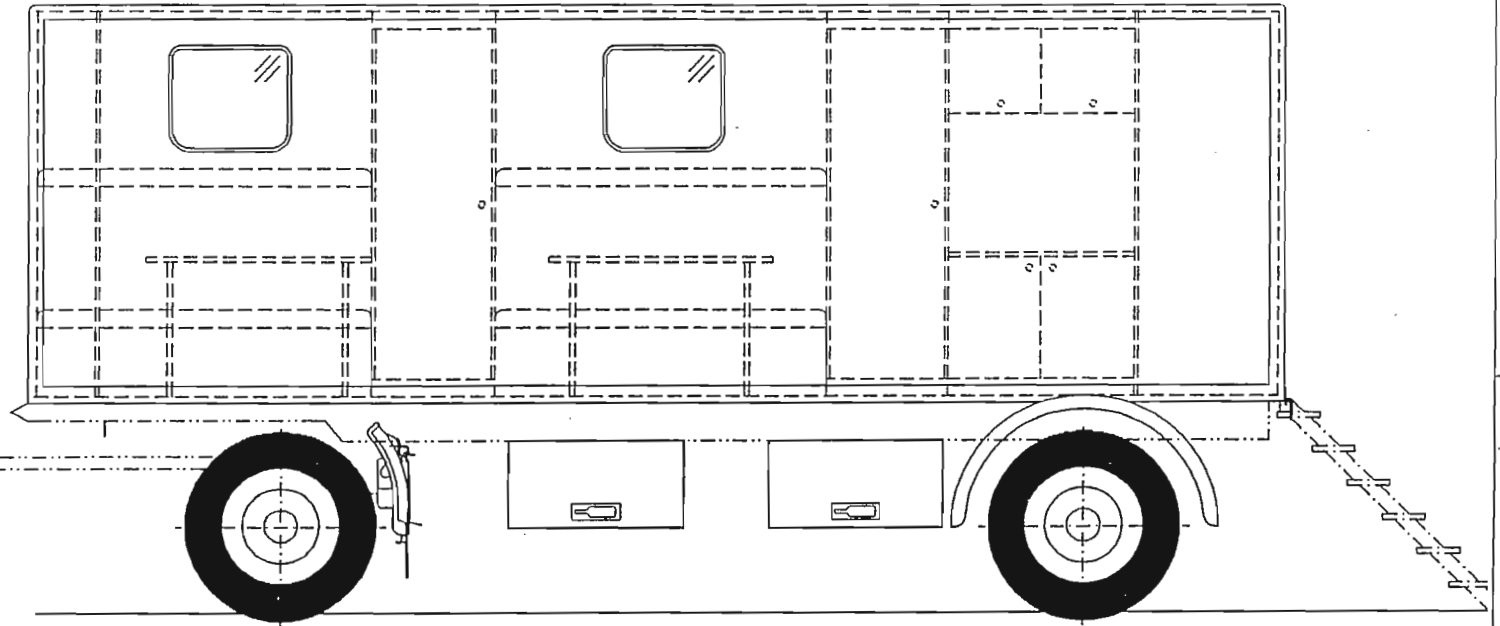


**Winde - winch**





storage

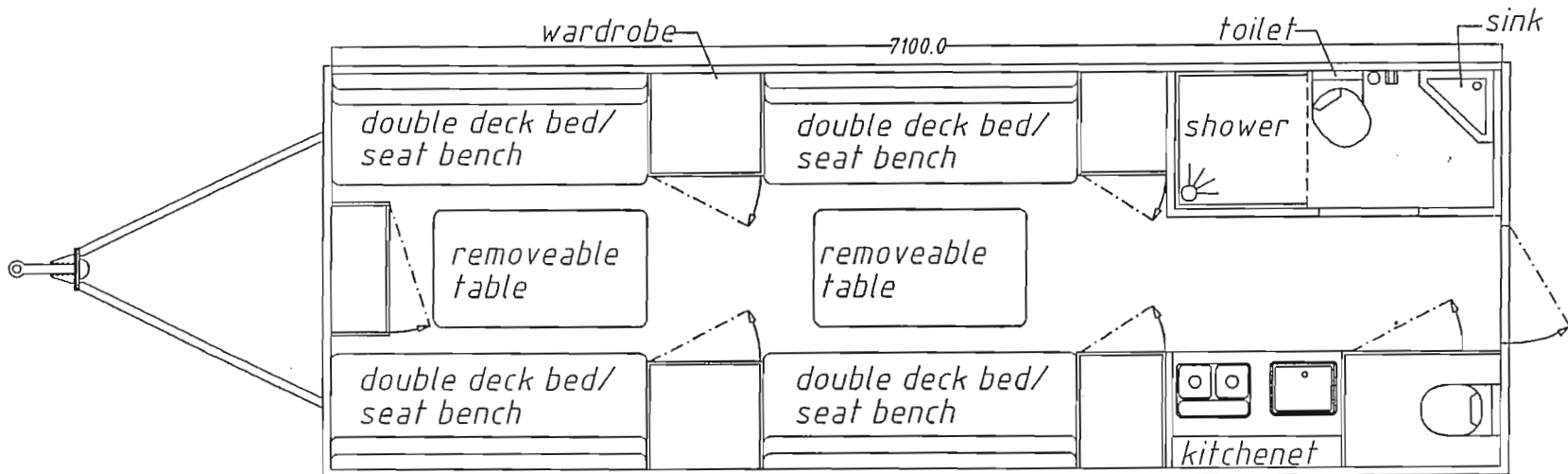


wardrobe

7100.0

toilet

sink



double deck bed/  
seat bench

double deck bed/  
seat bench

shower

removeable  
table

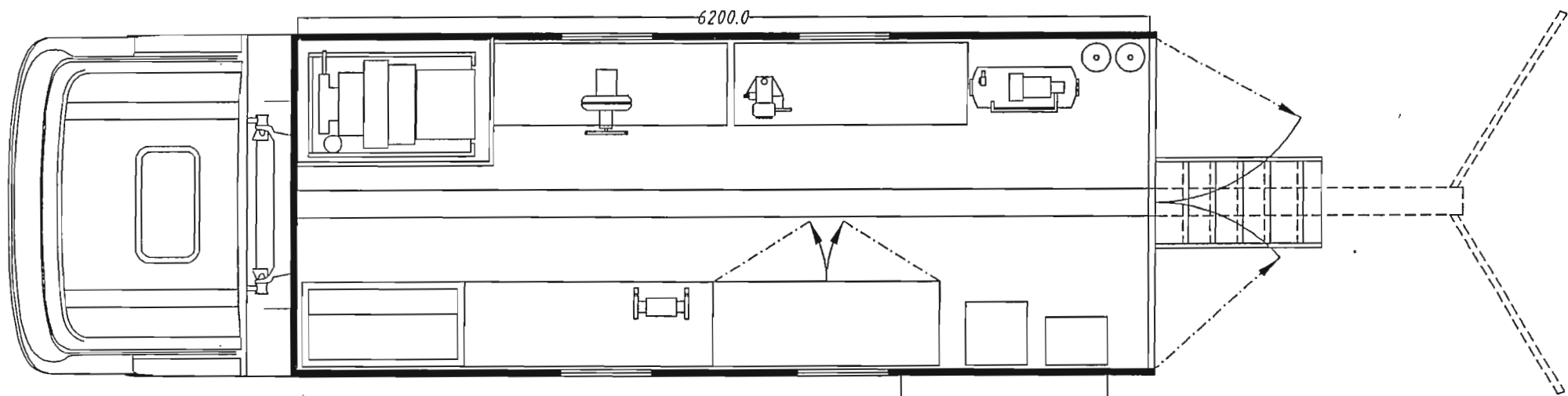
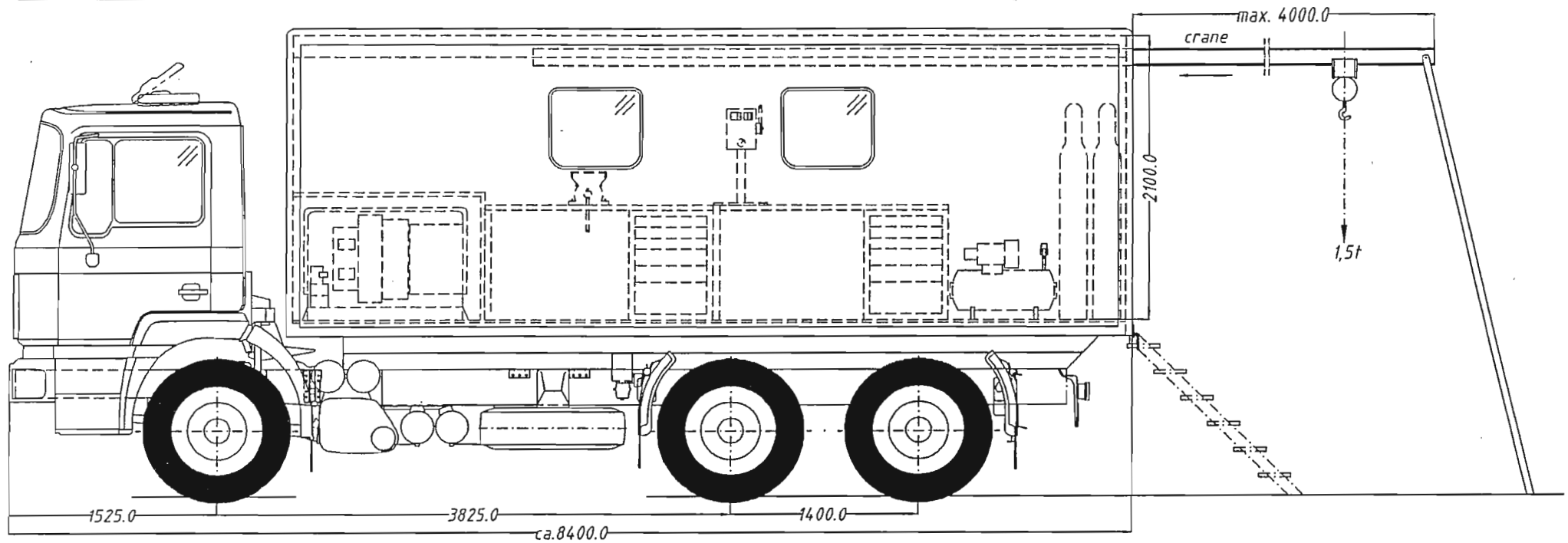
removeable  
table

double deck bed/  
seat bench

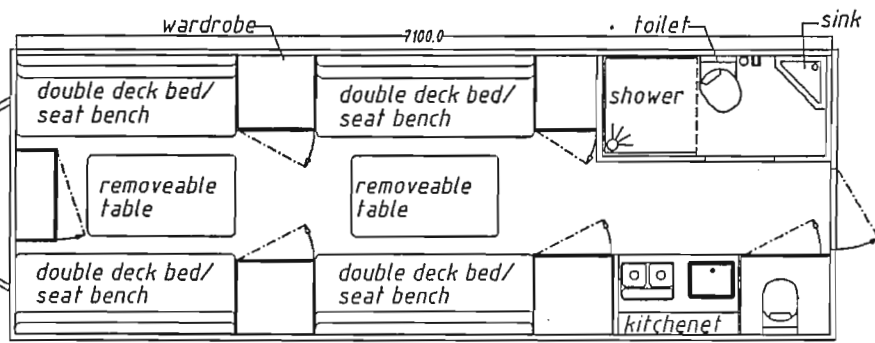
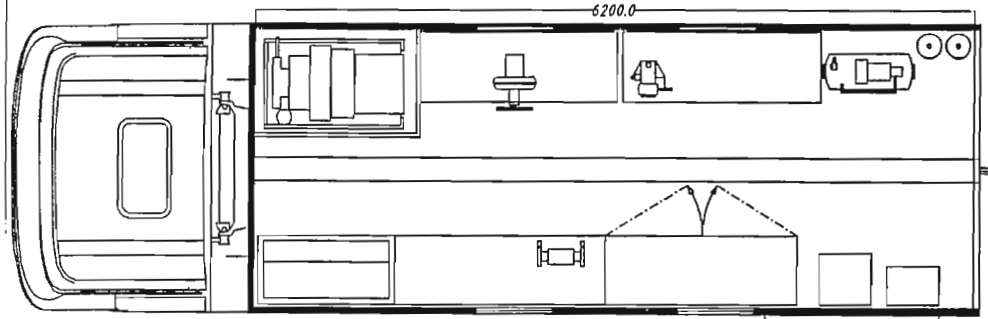
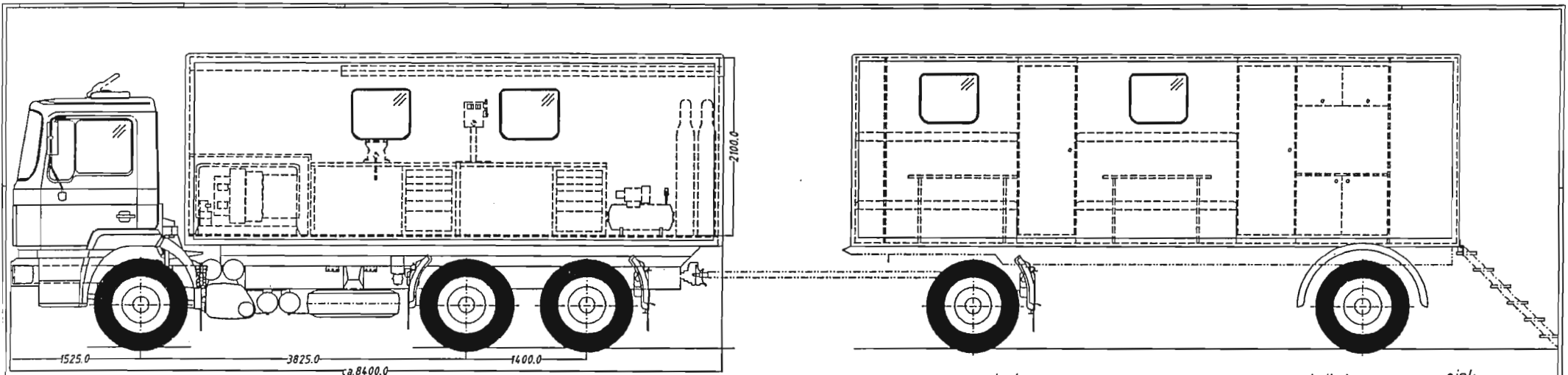
double deck bed/  
seat bench

kitchenet

|   |          |       |      |                                    |          |
|---|----------|-------|------|------------------------------------|----------|
| Carl-Felsen-Str. 2 - Industriepark<br>44799-0719 - 44799-0719<br>Telefon: 0207 94976-0<br>Telefax: 0207 94976-1 |          |       |      | Maßstab 1:20                       |          |
| Datum: 18.06.2004<br>Name: Holt<br>Bearb.:<br>Gepr.:<br>Nach:   |          |       |      | Benennung<br>living trailer        |          |
| Alle Punkte nach DIN 24<br>zu bezeichnen  |          |       |      | Zeichnungsnummer<br>D5018-00-00-01 |          |
| Zeichnungsnummer<br>D5018-00-00-01  |          |       |      | Blatt<br>Bl.                       |          |
| Zust.   | Änderung | Datum | Name | FDV-Nr. D5018-00                   | (Ers.d.) |



|   |                    |                                    |
|---|--------------------|------------------------------------|
| Curt-John-Bau-GmbH Industriepark<br>Hülshof-Str. 1099100074<br>Tel. Fax: 02421-9499-0<br>Telefax: 02421-9499-96 |                    | Maßstab 1:20<br>MAN                |
| Datum<br>Bear. 18.06.2004<br>Gepr.<br>Norm  | Name<br>Noll       | Benennung<br>Mobile Workshop       |
| Alle Rechte nach DIN 24<br>vorbehalten<br>(Druckvermerk)  |                    | Zeichnungsnummer<br>D5018-00-00-00 |
| Pos. Änderung Datum Bem.  | (DW-Nr.: D5018-00) | Blatt<br>Bl. (Erst.) (Erst.)       |



## MOBILE STAFF CONTAINER ON TRAILER CHASSIS

Drawing no. D 5018-00-00-01

### Application:

Living accommodation for service staff; trailer can be used on normal and on rough roads

### Chassis:

welded steel construction, reinforced and prepared for body mounting

|               |   |
|---------------|---|
| Gross weight: | : 18.000 kg   |
| Tire set:     | : 13.00 R 20, single tire set, incl. holdered spare wheel |
| Axles:        | : 2 axle, type BPW, maintenance free                      |
| Suspension:   | : steel suspension  |
| Brake system: | : 2-line air-brake system                                 |
| Lightning:    | : 5-chamber tail lights, contour and number plate lamps   |

## Description of Workshop Body

|                             |  |                |
|-----------------------------|--|----------------|
| <u>inside measurements:</u> | length:  | appr. 7.100 mm |
|                             | width:   | appr. 2.420 mm |
|                             | height:  | appr. 2.025 mm |
| <u>floor:</u>               | made out of 21 mm thick waterproofed plywood, covered with anti-slip PVC-flooring  |                |
| <u>walls and roof:</u>      | walls, roof and door wing made out of robust, fully insulated sandwich panels with galvanized and coated steel-covering, strength of insulation 38 mm, roof 80 mm; inner side additional covered with scratch-resistant coating, bright coloured |                |
| <u>entrance:</u>            | single-winged rear door, opening 180 degree, robust security locking, useable from in- and outside; door wing fixing devices for 90 and 180 degree.  |                |
| <u>stairs:</u>              | pull-out stairs for back entrance, mounted below rear entrance, made out of galvanized steel profiles  |                |
| <u>windows:</u>             | 1 ventilator window built into rear door wing, 2 ventilator windows built into each side wall, glazing made out of plastics, equipped with roller blind and anti-fly-protection  |                |

- 2 -

|                           |  |
|---------------------------|--|
| <u>furniture:</u>         | 4 double deck beds (totally 8 beds), useable also as seat benches, storage compartment underneath<br>4 wardrobes with doors and adjustable bottoms<br>2 removable tables<br>1 cabinet for storing the tables<br>1 kitchen desk, integrated are: sink, gas double cooker and refrigerator driven by gas and 24/220 Volt, overhead cupboard<br>1 bathroom with shower, sink and toilet<br>1 separate toilet room |
| <u>electrical system:</u> | battery set existing of 4 batteries, each 135 Ah, battery observing unit, automatic charger, input socket for 220 Volt, 50 m cable for foreign power supply; all fixed into a box underneath the box body<br>6 ceiling lamps, 24 Volt<br>8 lamps beside the bed positions, 24 Volt<br>2 electric fans, 24 Volt   |
| <u>Water system</u>       | fresh and waste water tank underneath box body<br>separate water pumps, 24 Volt<br>hot water preparation for the shower  |
| <u>gas system:</u>        | box for 2 gas bottles underneath box body, pressure reducer and gas tube installation, connection to cooker and hot water preparation unit   |
| <u>heating unit:</u>      | Diesel driven heating unit, installed underneath box body within a special box, Diesel tank with appr. 80 l volume, electrically connected to the battery set, air channel with outlets inside the box body  |
| <u>varnishing:</u>        | chassis sandblasted and black coloured, outside of box body one-coloured, colour on request  |
| <u>notice:</u>            | It is possible to use the accommodation without any power supply from outside for some hours;<br>all electrically equipment can be powered by the battery set, cooker and hot water preparation will be operated by gas, heating unit by Diesel via the mounted tank;<br><br>for longer time of operation, it will be necessary to charge the battery set via foreign power supply                             |



## MOBILE WORKSHOP FOR VEHICLE REPAIRS

Drawing no. D 5018-00-00-00

### Application:

Repairs, services and maintenances; vehicle can be operated on normal and on rough roads

### Chassis:

MAN / 6 x 6, wheelbase 3.825 / 1.400 mm, single tire set

## Description of Workshop Body

|                                  |  |
|----------------------------------|--|
| <u>inside measurements:</u>      | length:           appr. 6.200 mm<br>width:            appr. 2.420 mm<br>height:           appr. 2.025 mm   |
| <u>floor-to-chassis-section:</u> | especially off-road-basement (floor-to-chassis-section) made as steel welded construction, equipped with steel/rubber elements, needed as anti-torsion-system, protect the box-body against chassis-torsions;<br>mudguards of steel sheet over the rear wheels |
| <u>floor:</u>                    | made out of 21 mm thick waterproofed plywood, covered with anti-slip aluminium sheet   |
| <u>walls and roof:</u>           | walls, roof and door wings made out of robust, fully insulated sandwich panels with galvanized and coated steel-covering, strength of insulation 38 mm, roof 80 mm; inner side additional covered with scratch-resistant coating, bright coloured              |
| <u>entrance:</u>                 | double-winged rear door, opening 270 degree, lockable by a container-type locking bar and padlock; door wing fixing devices for 90 and 270 degree.<br>(robust security-locking with locking cylinder to be opened from in- and outside as option possible)     |
| <u>stairs:</u>                   | pull-out stairs for back entrance, mounted below rear entrance, made out of galvanized steel profiles  |
| <u>windows:</u>                  | 1 ventilator window built into each rear door wing, 2 ventilator windows built into each side wall, glazing made out of plastics, equipped with roller blind and anti-fly-protection   |

- 2 -

- generator compartment: noise insulated compartment built into front of body, one flap in right side wall as maintenance opening
- electrical system, 24 Volt: connected to the vehicle`s system, existing of:  
3 ceiling lamps, each 20 W  
1 wall outlet socket inside of body  
1 lamp inside the generator compartment
- electrical system,  
230 / 400 Volt: Diesel driven generator, installed within the generator compartment;  
generator reachable from outside via outer flap, operating panel reachable from inside, integrated fuel tank, cap. 17 litres, fuel consumption 2,31 l/h at 75 % power  
3-phase 400 Volt – 50 Hz, electrical output 11 kVA  
1-phase 230 Volt – 50 Hz, electrical output 6,45 kVA
- 4 fluorescent tubes at the ceiling, each 230 V / 40 W  
4 double wall outlet sockets, 230 V / 16 A, inside  
1 wall outlet socket 400 V / 5-pole, inside  
1 double outlet socket 230 V / 16 A, outside  
1 input socket for 230 / 380 V from the mains through counter plug from generator cable
- varnishing: basement sandblasted and painted in colour of the chassis, outside of box body one-coloured, colour on request
- tools and equipment: 1 rear ladder with non slipping step-boards (described before)  
1 gear operated lifting jack  
1 crane boom swingable 1,2 m 1,0 tons  
1 crane frame, 4 m / 1,5 tons  
1 winch hoist electrically operated; 1,5 tons lifting capacity  
1 winch hoist mechanically operated, 1,0 ton  
1 working bench outside the shelter  
1 working floodlight  
3 workbenches with drawer racks  
1 cabinet with two doors and with bottoms inside  
1 sand blasting unit  
1 nozzle tester  
1 battery charger  
1 arc-welding set  
1 gas-welding set (without gas cylinders)

- 3 -



- 3 -

- 1 torque wrench, 10 – 100 NM
- 1 torque wrench, 75 – 100 NM
- 2 extension cables 25 m / 220 V
- 2 vices
- 1 thread cutter kit, metric, M3 - M12
- 1 air-compressor unit, 220 V
- 1 twist-drill set, 1 - 13 mm diameter
- 1 battery service kit
- 2 mechanics tool kit, metric (large),
- 1 electric tester
- 1 compression tester Diesel
- 1 hydraulic jack 10 tons
- 1 anti-frost liquid tester
- 1 set measuring tools
- 1 hand grease gun
- 1 thread restorer
- 1 electric terminal kit
- 1 oil changing equipment
- 1 hand drilling machine up to 13 mm diameter
- 1 stand for hand drilling machine
- 1 grinding machine
- 1 universal angle grinder
- 1 handlamp 220 V
- 1 handlamp 24 V
- 1 mechanics roller
- 2 support stands 8 tons
- 1 first aid kit
- 4 wooden planks
- 1 air hose with pistol
- 1 set starter cables
- 2 nylon slings
- 1 hand operated oil pump
- 2 metal jerry-cans
- 2 plastic jerry-cans